




Skytech, inc.

Pilatus PC12/47E - N125LE

2018 Pilatus PC12/47E N125LE

- Standard forward passenger door and large (53 in x 52 in) aft cargo door
- A 330 cubic foot pressurized passenger cabin
- Executive 6+2 seating configuration
- Large aft cargo door
- Fully enclosed lavatory



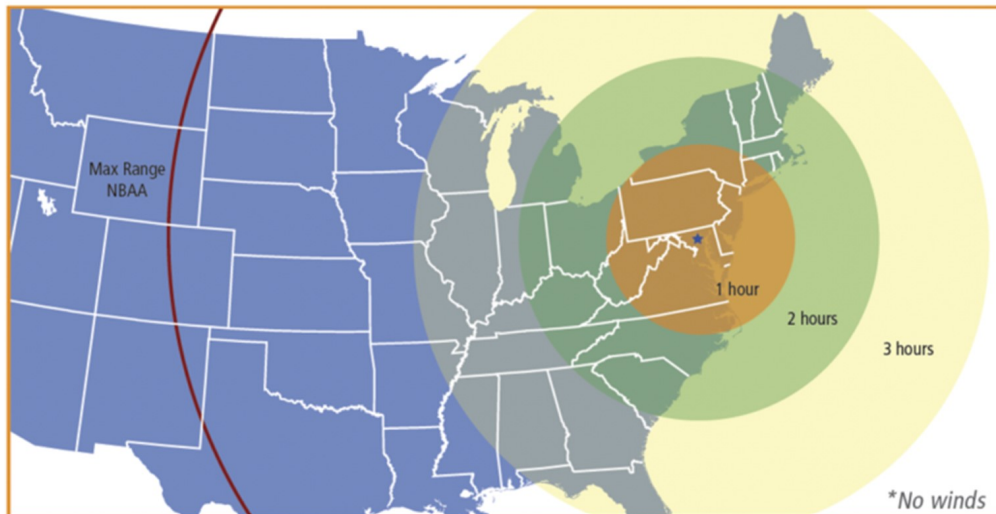




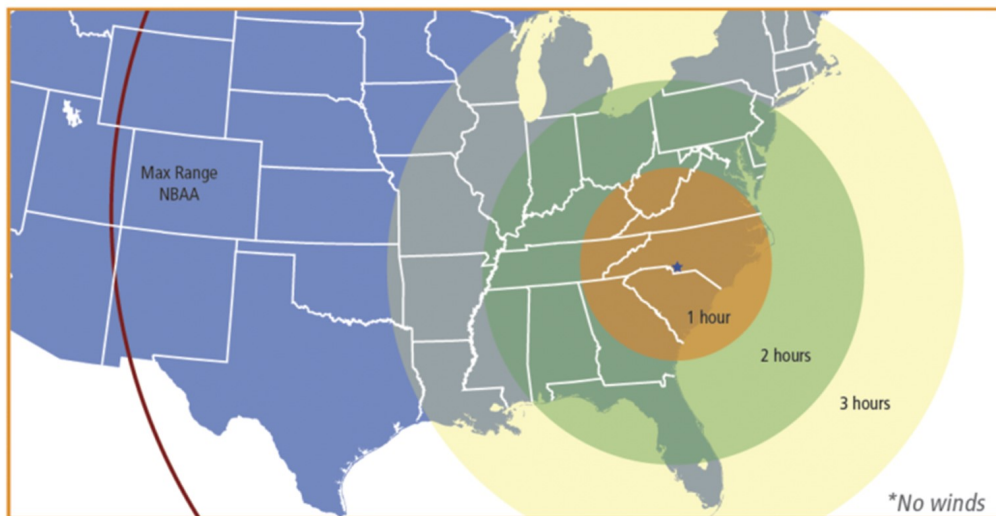
TO INQUIRE ABOUT A CHARTER FLIGHT,
PLEASE CONTACT SKYTECH TRAVEL LLC AT
TRAVEL@SKYTECHINC.COM.

SKYTECH TRAVEL LLC FAA AIR
OPERATING CERTIFICATE #4S1A996N

RANGE FROM BALTIMORE, MD



RANGE FROM CHARLOTTE, NC



Skytech Travel LLC operates the Pilatus PC-12. A PC-12 is a large, powerful, efficient, and versatile business and utility aircraft that delivers benefits across the board by drawing on a long list of strengths:

- A 330 ft³ pressurized passenger cabin with seating for up to 9 passengers (with single-pilot operation)
- A high-lift wing for exceptional short-field takeoff and landing performance
- Standard forward passenger door and a huge 53" x 52" aft door for loading bulky objects, cargo, and luggage
- Retractable trailing-link landing gear capable of operation from grass, gravel, dirt, or paved runways
- Certification for flight into known icing conditions
- Fully enclosed flushing lavatory with hard doors to provide privacy
- Operating costs 30% to 60% lower as compared to twin-engine jets and turboprops
- A safety record that is statistically equivalent to the fleet of all U.S. business jets and far better than the single and twin turbo-prop average. (Data compiled by Robert E. Breiling Associates)

PC-12 SEATING CONFIGURATIONS

