



Specifications Sheet

2012 Pilatus PC-12/47E - N359ST - S/N 1359



888-386-3596 • SALES@SKYTECHINC.COM • WWW.SKYTECHINC.COM

CARROLL COUNTY REGIONAL AIRPORT (KDMW) / YORK COUNTY AIRPORT (KUZA)

AIRFRAME

1025 Hours Total Time
Forward Passenger Door
Large (53 Inch x 52 Inch) Aft Cargo Door
Pulsing Recognition Lights
Polished Exhaust Stacks and Intake Lip
Retractable Trailing-Link Landing Gear Capable of Unimproved Field Operation
Certified for Flight Into Known Icing Conditions
2 NiCad Batteries

ENGINE(S)

Pratt & Whitney Canada PT6A-67P Engine, Flat Rated at 1,200 SHP
1025 Hours Total Time

PROP(S)

Hartzell HC-E4A-3D/E10477SK
1025 Hours Total Time

INSPECTION STATUS

Annual Inspection Completed December 2016

EXTERIOR

Silver with Accenting Gray and Red Stripes


INTERIOR

Executive 6+2 Configuration (6 Executive + 2 Jump Seats enabling seating for 8 Passengers)
Aeronappa Rivoli Leather
Vanguard-Brown Taupe Carpet
Three 110V Power Outlets
Air Conditioning
Fully Enclosed Lavatory
Satcom Antenna and Port Executive

AVIONICS

Honeywell Primus Apex Avionics with SmartView Synthetic Vision
Cursor Control Device (CCD)
Dual WAAS GPS
TCAS I Traffic Avoidance
TAWS Class B
Stormscope
XM Weather
Jeppesen Chartlink
Electronic Checklist
Dual Transponders
Digital CPCS (Cabin Pressure Control System)
Digital ECS (Environmental Control System)
L3 ESIS (Electronic Standby Instrument System)
Cockpit Power Outlet 110V
Audio Input Accessory Jack for Pilot Use
RVSM Capable



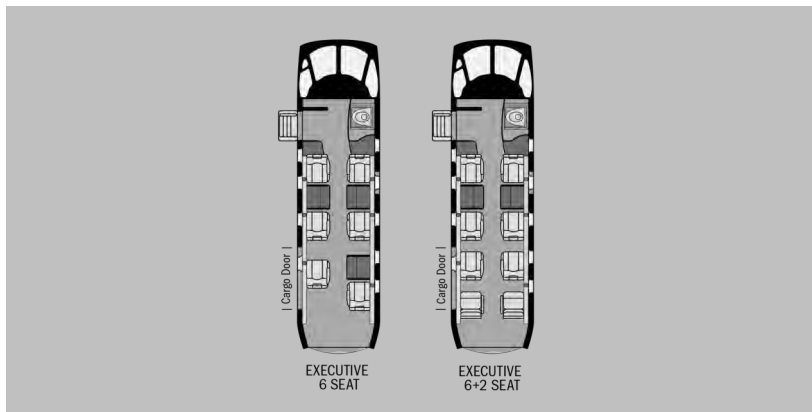




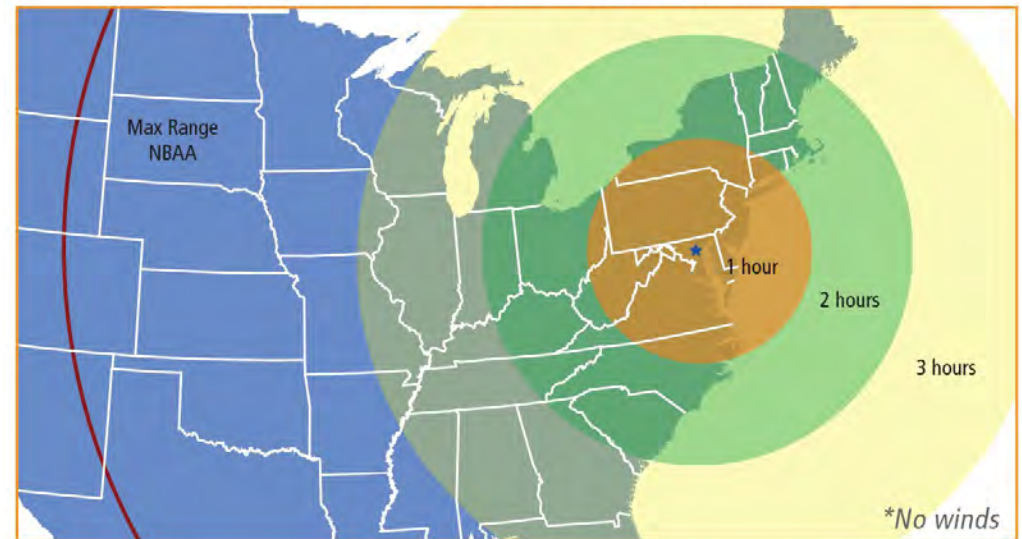
PC-12 OVERVIEW

The PC-12 is a large powerful, efficient, and versatile business and utility aircraft that delivers benefits across the board by drawing on a long list of strengths:

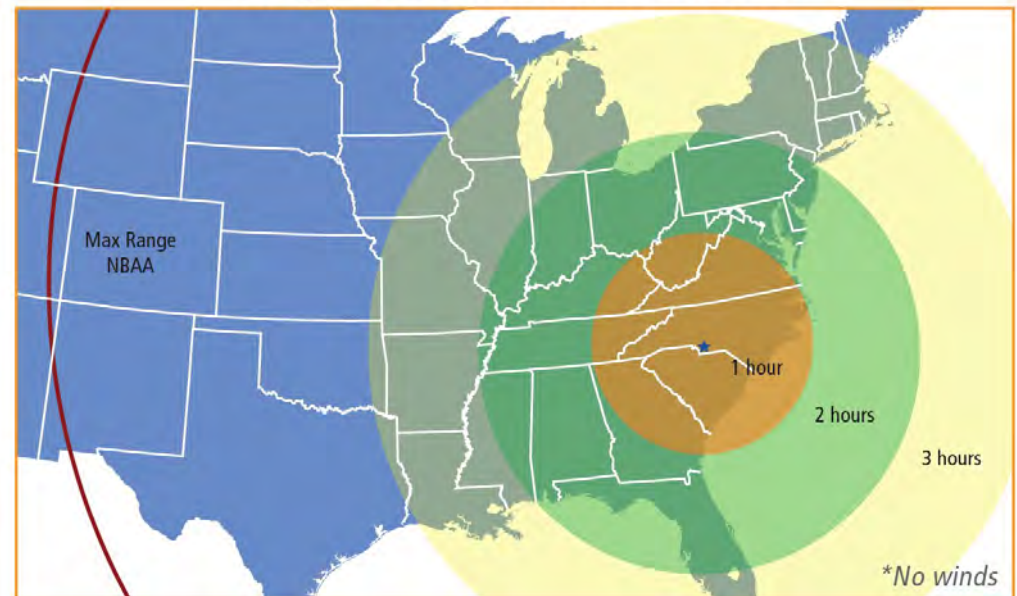
- A 330 ft³ pressurized passenger cabin with seating for 6 to 9 passengers, depending on layout (with single pilot operation)
- A high-lift wing for exceptional short-field takeoff and landing performance
- Standard forward passenger door and a huge 53" x 52" aft door for loading bulky objects, cargo, and luggage
- Retractable trailing-link landing gear capable of operation from grass, gravel, dirt, or paved runways
- Certification for flight into known icing conditions
- Fully enclosed flushing lavatory with hard doors to provide privacy
- Operating costs 30% to 60% lower as compared to twin-engine jets and turboprops
- A safety record that is statistically equivalent to the fleet of all U.S. business jets and far better than the single and twin turbo-prop average. (Data compiled by Robert E. Breiling Associates)



Range from Baltimore, MD (KDMW)



Range from Charlotte, NC (KUA)





888-386-3596 • sales@skytechinc.com • www.skytechinc.com

Skytech, Inc. is a General Aviation Sales, Service, Management and Charter organization specializing in personal and business aircraft transportation solutions. With full-service FBOs at the Carroll County Regional Airport in Westminster, Maryland and the York County Airport in Rock Hill, South Carolina, Skytech is ideally positioned to serve the Mid-Atlantic aviation community. Contact a Skytech representative to put our over 40 years of experience to work for you.



Authorized Pilatus PC-12 & PC-24 Sales & Service Center

PA, MD, DC, VA, WV, NC, SC, KY, TN, OH
PilatusSales@skytechinc.com



Authorized Piper Sales & Service Center

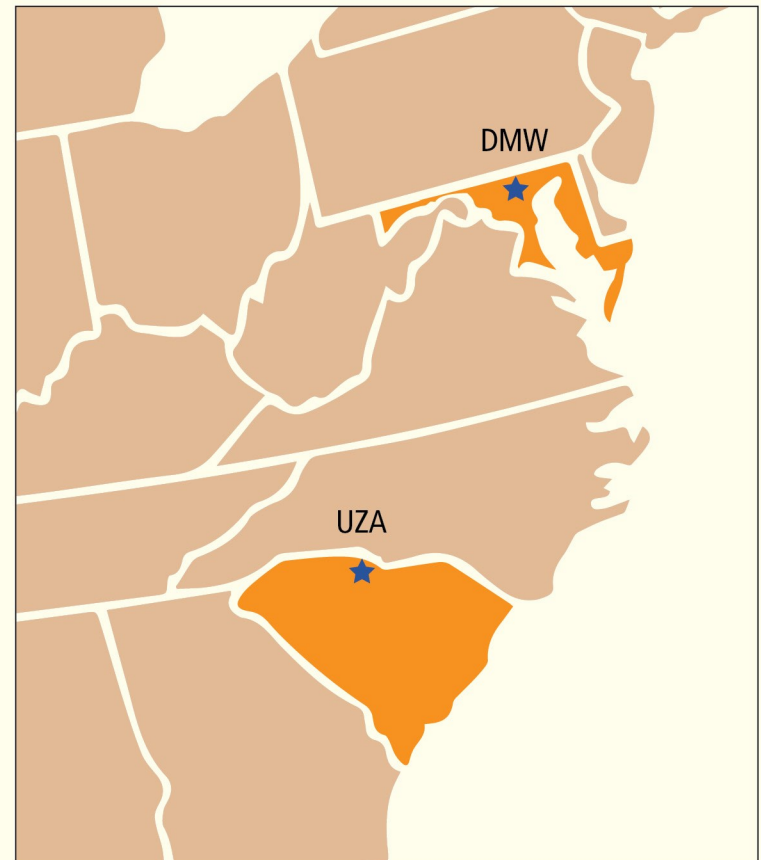
PA, MD, DC, VA, WV, NC, SC, KY, TN, OH
PiperSales@skytechinc.com

Skytech Travel, LLC

Charter / Aircraft Management

Travel@skytechinc.com

VISIT A SKYTECH LOCATION



Skytech, inc. (UZA)
550 Airport Road
Rock Hill, South Carolina 29732



Skytech, inc. (DMW)
200 Airport Dr.
Westminster, MD 21157

